

D

C

B

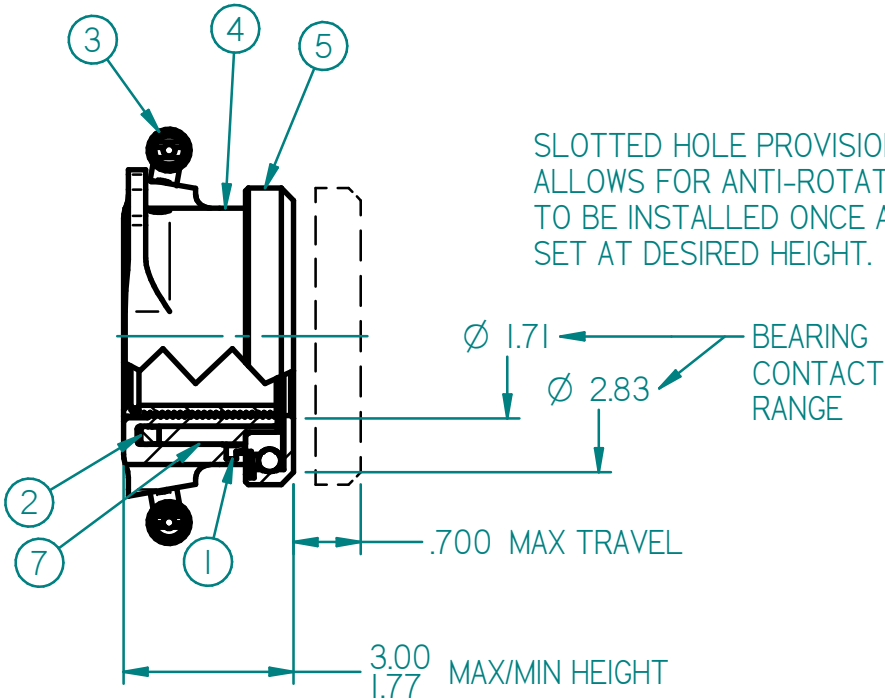
A



ITEM	PART NUMBER	DESCRIPTION	QTY
1	62-617	WIPER	1
2	62-614	HYDRAULIC SEAL	1
3	62-521	SWIVEL HOSE, AN-4	2
4	62-714	HYDRAULIC BASE	1
5	62-618	BEARING	1
6	SEE CHART	SLEEVE	1
7	62-6100	PISTON	1
8	5100-43	SNAP RING	2
9	SEE CHART	ANTI-ROTATION STUD	1

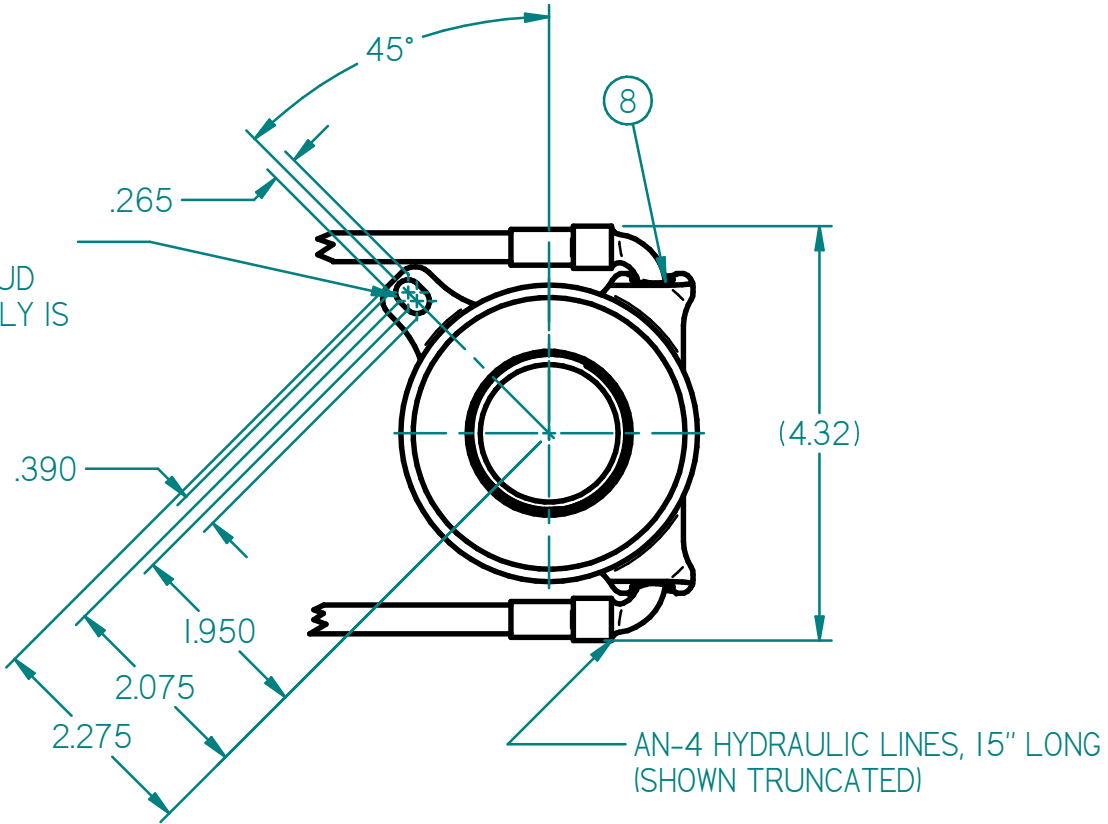
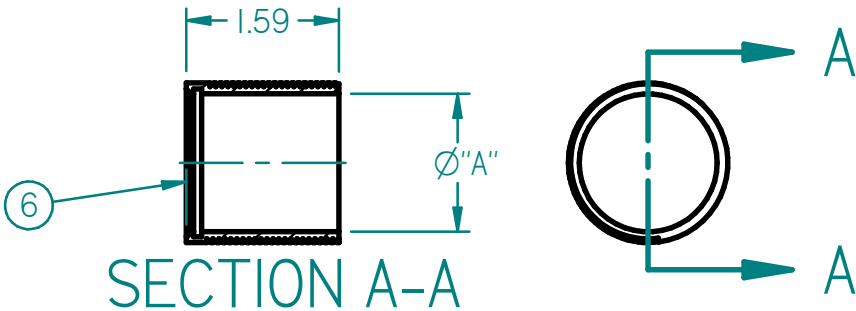
INSTALLATION NOTES:

1. USE ONLY WITH DOT-3 OR DOT-4 BRAKE FLUID.
2. NO INTERNAL TRAVEL LIMITER. MUST BE USED WITH CLUTCH PEDAL STOP.
3. SEAL REBUILD KIT = 62-905.
4. SEAL INSTALLATION TOOL = 96-002.
5. HYDRAULIC AREA = 1.215 SQ IN.
6. EITHER PORT MAY BE USED FOR FEED OR BLEED.
7. ORIENTATE BLEED PORT TO WITHIN 10 DEGREES OF TOP CENTER TO FACILITATE BLEEDING PROCESS.



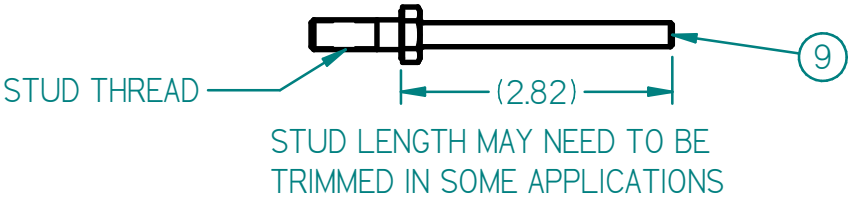
THREADED MOUNTING SLEEVE CHART			
SLEEVE P/N	SLEEVE I.D.	USED IN ASS'Y P/N	O-RING PN
62-651	1.438	60-6102, 60-6104	61-627-I
62-652	1.375	60-6101, 60-6103	61-628-I
62-653	1.000*	60-6100	N/A

*MAY BE MACHINED TO MATCH O.D. OF TRANSMISSION PILOT TUBE. DO NOT EXCEED 1.450" DIAMETER.



ANTI-ROTATION STUD CHART		
STUD P/N	STUD THREAD	USED IN ASS'Y P/N
95-603	5/16"-18 UNC	60-6101, 60-6102
95-604	M8 X 1.25	60-6103, 60-6104

STUD NOT INCLUDED IN 60-6100 "UNIVERSAL" ASSEMBLY.



TILTON ENGINEERING, INC.

FAX 805/688-2745

25 EASY STREET, P.O. BOX 1787, BUELLTON, CA 93427 805/688-2353

TITLE: **HYDRAULIC RELEASE BEARING ASSEMBLY**
FLAT FACED BEARING, 6000 SERIES, THREADED SLEEVE MOUNTED

DRAWN BY LUND	CHKD WAHL	SCALE 1:2	SIZE B	DWG 5909	REV D
P/N SEE CHART	DATE 10/23/13	SHEET 1 OF 1			

"This document contains proprietary information of TILTON ENGINEERING, INC., and its receipt or possession does not convey the rights to reproduce, disclose its contents, or to manufacture, use or sell anything it may describe. Reproduction, disclosure, or use without specific written authorization of TILTON ENGINEERING INC. is strictly forbidden."

tiltonENGINEERING